

GY Series

MODEL GYM74 PEDESTAL MOUNTED LARGE CAPACITY BOTTLE FILLER DESIGN WITH DRINKING FOUNTAIN

STANDARD FEATURES

- Adult Ada Compliant For Wheelchair Users
- Pushbutton And Hands Free Sensor Operated Bottle Filler
- Auto-Purge Sensor Function to Assure Fresh Water Supply
- Oversize Bottle Filler with Opening Laminar Flow Spout
- Accommodates Extra Large Bottles Up to 7" Dia x 13" Tall
- Resistant To Sunlight, Heat, Moisture And Wear
- 18 Gauge, Type 304 Stainless Steel Drinking Fountain Bowls
- Heavy Gauge, Type 304 Stainless Steel Construction With Corrosion And Scratch Resistant Finish
- Stainless Steel, Anti-Rotation Non-squirt Bubbler
- 100-Mesh Inlet Strainer
- Access Cover, Heavy Duty Stainless Steel, & Vandal Resistant

SUGGESTED SPECIFICATIONS

Pedestal Bottle Filler with Drinking Fountain shall be Murdock model GYM74. Construction shall be heavy gauge, all stainless steel with 18 gauge stainless steel fountain bowl. Pedestal base shall have four mounting holes. Access covers shall be secured with vandal-resistant stainless steel screws. Bottle filler shall be activated by a 9 volt sensor or a pushbutton as standard and provide 1.5 GPM (5.7 LPM) flow. Auto-Purge Sensor function shall activate Bottle Filler for 10 second duration 24 hour after last activation as standard and allow for purge cycle adjustment. Unit shall contain a 100-Mesh Inlet Strainer, 6-AA battery pack and laminar flow spout. Self-closing pushbutton, needing less than 5 pounds force, shall activate internally mounted valve with adjustable stream regulator. Bubbler shall be stainless steel with non-squirt feature and operate on water pressure range of 20-105 psig. Fountain is certified to ANSI A117.1. Unit shall be certified to Public Law 111-380 (NO-LEAD) and NSF/ANSI/CAN 61. Fixture meets ADA requirements when mounted appropriately.

Product Warranty

3000 Gallon PFAS Filter Certifications

Options Notes:

¹ See separate option sheet.

² This option is not available freeze-resistant.

⚠ WARNING: Cancer and Reproductive Harm - www.P65Warnings.ca.gov

Complies with the following standards:



Federal Public Law 111-380 (No Lead)



Model GYM75 Shown

MODEL:

(Must Specify)

- GYM74 Satin Stainless Finish
- GYM75 Green Powder-Coated (Shown)
- GYM76 Red Powder-Coated
- GYM77 Blue Powder-Coated

Custom color finishes available upon request

OPTIONS

(additional costs may be incurred)

- CH30 Child Height, 30" Bubbler Height
- CV Cartridge Valve On Fountain¹²
- FRU2 Freeze Resistant, 2 Valves¹ (Less Sensor & Filter¹ N/A)
- FRU3 Freeze Resistant, 3 Valves¹ (Less Sensor & Filter¹ N/A)
- FRU4 Freeze Resistant, 4 Valves¹ (Less Sensor & Filter¹ N/A)
- FS Foot Shower
- HB1 Hose Bibb, Compression, w/ Hose Threaded Outlet/VB¹²
- HB3 Hose Bibb, Loose Key, Vandal Resistant, Locked Door w/ Hose Threaded Outlet/VB¹²
- IGM In-Ground 14" Mounting Adapter
- JF1 Jug Filler, Spigot, Self-Closing Valve w/ Plain End¹²
- JF2 Jug Filler, Pushbutton, Self-Closing Valve w/ Plain End¹
- JFFR1 Jug Filler, Pushbutton, Freeze Resistant, Self-Closing Valve¹
- MO Bottle Filler Operated By Pushbutton Only (Standard w/ Freeze-resistant Valves)
- NP2 Non-Pollutable, Freeze Resistant, 2 Valves (Less Sensor & Filter¹ N/A)
- NP3 Non-Pollutable, Freeze Resistant, 3 Valves (Less Sensor & Filter¹ N/A)
- NP4 Non-Pollutable, Freeze Resistant, 4 Valves (Less Sensor & Filter¹ N/A)
- PF Pet Fountain Receptor¹
- SLPT 10° Bottle Filler Sloped Top

ACCESSORIES

(additional costs may be incurred)

- AP Auto-Purge Sensor Function Controller
- IAP In-Ground Anchor Plate
- LSR Bowl With Leaf And Debris Strainer¹
- WF3000 3000-Gallon PFAS Water Filter¹ NSF/ANSI, PFAS, Lead, Bacteria, Chlorine, Microplastics (N/A with -FRU¹ and NP¹ Freeze Resistant Valve)

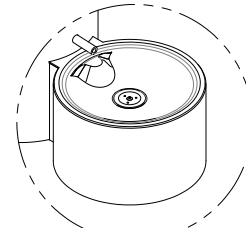
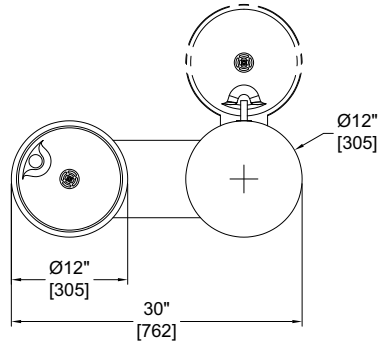
IMPORTANT: INSTALLATION AND SITE PREP FOR FREEZE RESISTANT OPTIONS "-FRU, -NP" WILL DIFFER FROM STANDARD. REFER TO DESIGNATED FREEZE RESISTANT INSTALLATION DETAILS.

GY Series

MODEL GYM74

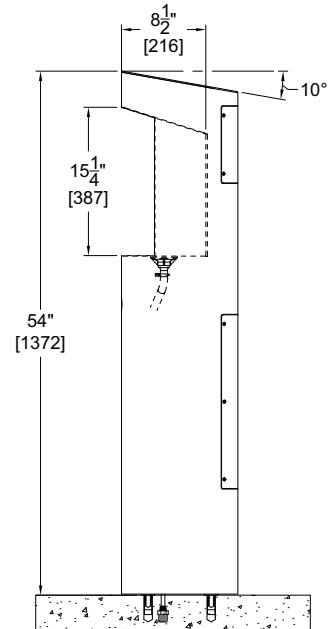
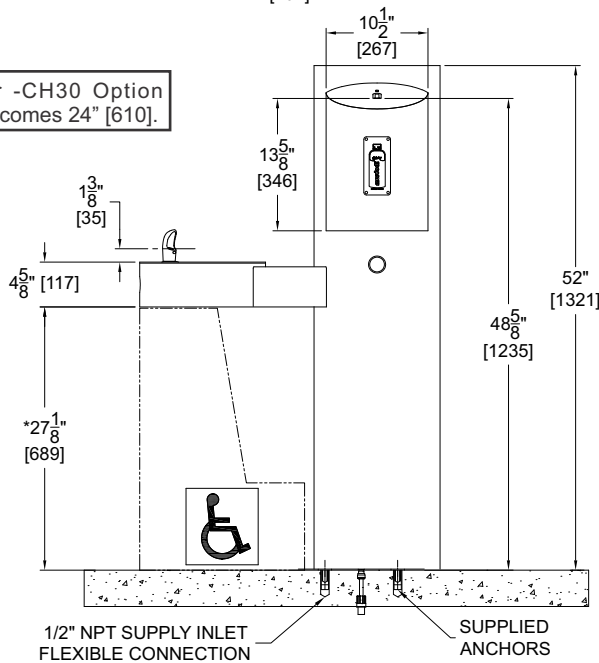
PEDESTAL MOUNTED LARGE CAPACITY BOTTLE FILLER DESIGN WITH DRINKING FOUNTAIN

* Valve specifications:
Minimum/Maximum Pressure
30 to 100 psi.



OPTIONAL -PF PET FOUNTAIN DETAIL

*NOTE: For -CH30 Option dimension becomes 24" [610].



OPTIONAL -SLPT SLOPING TOP

- GENERAL NOTES:**
1. ALL DIMENSIONS ARE IN INCHES [MM]
 2. STOP VALVE NOT PROVIDED
 3. MODELS MANUFACTURED FROM JANUARY 2025 TO PRESENT INCLUDE LARGER BOTTLE FILL AREA.

SELECTION SUMMARY & APPROVAL FOR MANUFACTURING	Model Number & Options _____	Quantity _____	<i>All dimensions are subject to manufactures tolerance of plus or minus 1/4" nominal and subject to change without notice. Murdock® assumes no responsibility for use of void or superseded data. Dimensions may change with the addition of optional accessories. Murdock® Mfg., Member of Morris Group International®. Please visit www.murdockmfg.com for most current specifications.</i>
	Company _____		
	Contact _____	Title _____	
	Signature (Approval for Manufacturing) _____	Date _____	